


HOME SALES


May '18 May '19
5,905 vs. 6,000

↑ 2%

NEW LISTINGS



UNDER CONTRACT

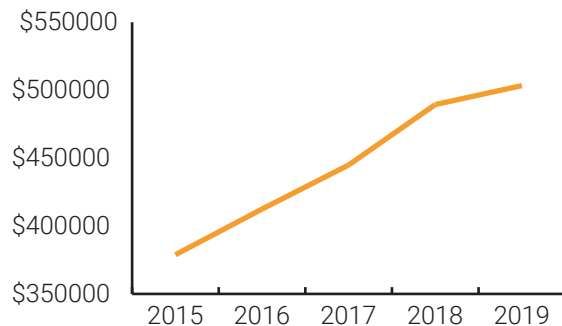


AVERAGE DAYS ON MARKET



↑ 7 days

AVERAGE SOLD PRICE FOR SINGLE FAMILY HOMES



May '18 \$489,394
May '19 \$503,337

↑ 3%

WEEKS OF INVENTORY

↑ 1 week

